



Fernando Vincenzini
COO
Autochart LLC





Background

- Founded in 2000
- Created Patented Technology to:
 - Time and Position Horses at Every POC
 - *Photo Finish Accuracy*
 - *Replaces Existing Track Timing System*
 - *Proprietary Graphics*
 - *Automatic Performance Data Capture*

System Details

- Autochart is a Wireless / Solar Powered System
 - Installs in a few hours
 - No wiring or infrastructure needed
 - Variable Capture Frequency
 - every 1/16 or 1/8 Mile
 - Data Points up to every Few Seconds
 - Works right out of the box



Captured Data



- Crossing times at all Points of Call (Millisecond)
- Instant Speed (at all Points of Call)
- Segment Speed
- X-Y Position of each horse at all POC
- Distance Traveled (Trip)

Output / TV Displays



- Enhanced Full Field Running
- Fractional Time Lines
- Instant Order of Finish
- Enhanced Graphic Race recaps

Television Presentation / Live

Running Line / Margins

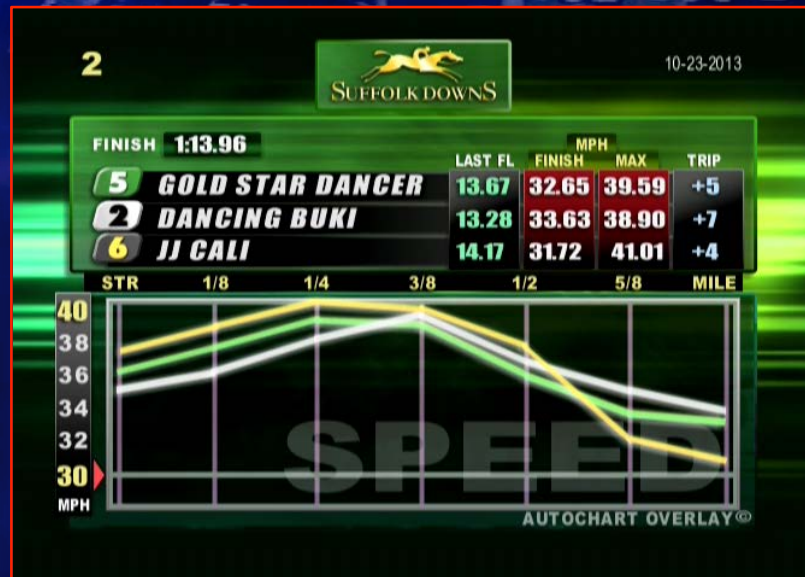
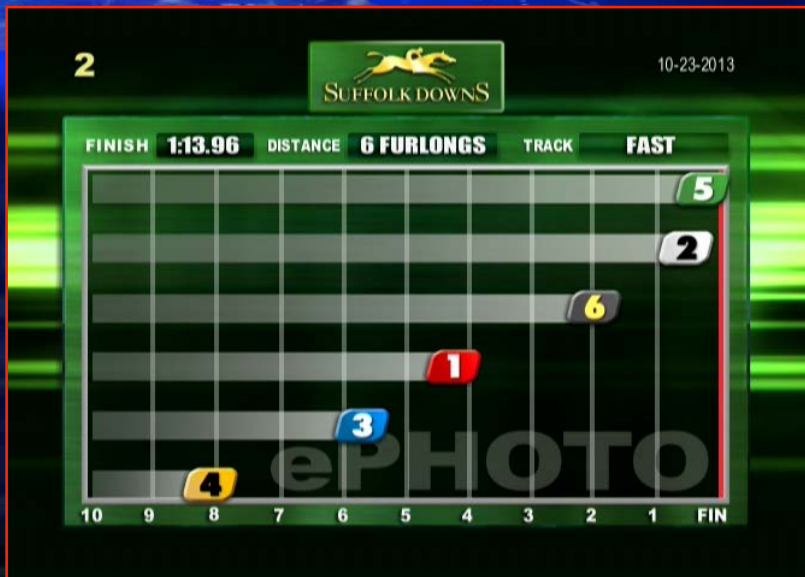


Fractions

Trend Graph

Leader Status

Television Presentation / Recaps and Analysis



Workouts


1/4 24.24



Certifiable Royal (KY)
Distance :1/2 Mile
Sex: Gelding
Surface: Dirt
Track: Fast
5/25/2010

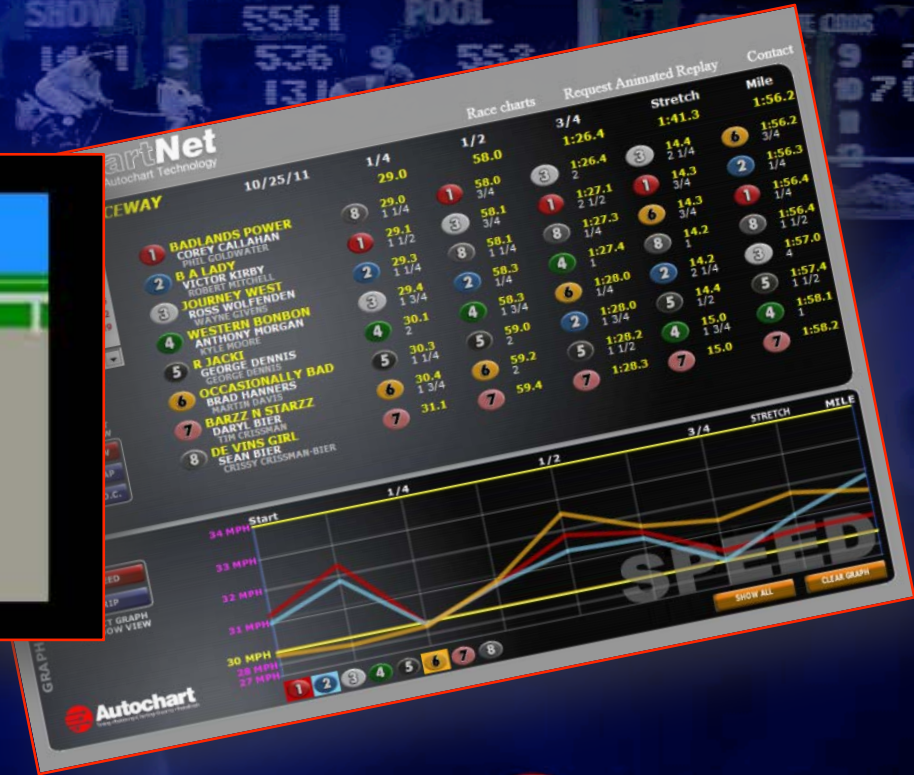
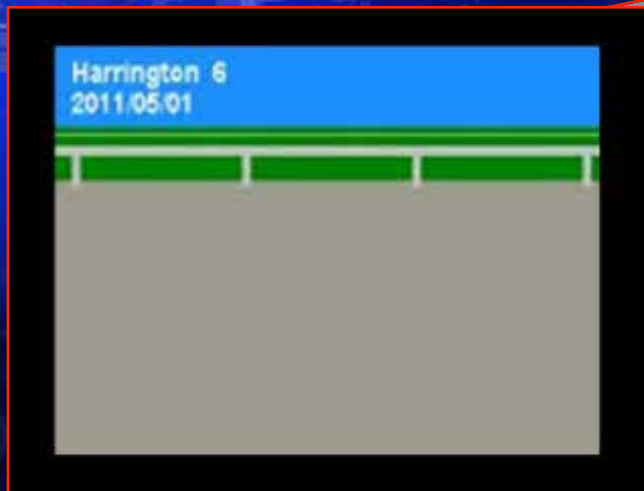
	1/16	1/8	3/16	1/4	5/16	3/8	7/16	1/2
Time/16th	6.01	5.99	6.12	6.11	6.24	5.94	6.08	5.84
Time/Fling		12.00		12.23		12.18		11.92
Speed	37.44	37.56	36.76	36.82	36.06	37.88	37.01	38.53
WORKOUT				24.24				48.34

BEST BUY

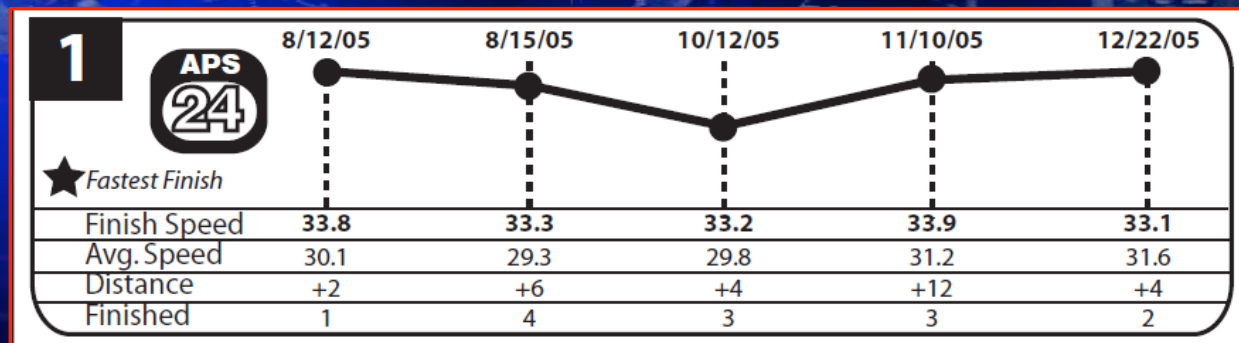
Certifiable Royal (KY)
Distance :1/2 Mile
Sex: Gelding
Surface: Dirt
Track: Fast
5/25/2010

	1/16	1/8	3/16	1/4	5/16	3/8	7/16	1/2
Time/16th	6.01	5.99	6.12	6.11	6.24			
Time/Fling		12.00		12.23				
Speed	37.44	37.56	36.76	36.82	36.06			
WORKOUT				24.24				

Mobile / Online



Print / Trend Graph PP



- Last Five Outs
- Easy to Read
- Absolute and Calculated Data Points



10-23-2013





www.goautochart.com

